

# 2021

## Hawai'i's Afterschool & Summer Program Needs

{ Community Learning Centers provide digital access, education support, meals, and adult supervision to support the children, youth and families in Hawai'i's communities. }

### Current Participation

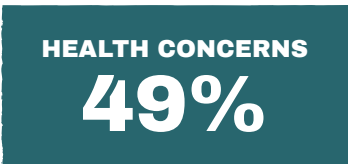


Community Learning Centers

**~75%** of families who have children doing full distance or hybrid learning has an adult/family member providing child care when doing distance learning. About 10% send their child to a community learning center.

**<25%** of families are quite or extremely likely to send their child to a community learning center.

The top two reasons for not sending their children are:

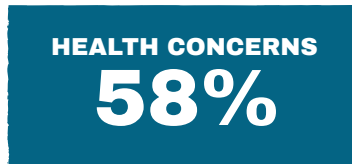


Summer Programs

**50%** of families are quite or extremely likely to send their child to an in-person summer program.

**30%** are not at all likely or only slightly likely to send their child to in-person summer.

The top two reasons for not sending their children are:



### In-Person Participation Expected

Fall 2021

#### SCHOOL

**more than 80%**

of families are quite or extremely likely to send their child to in-person school in the fall.



#### AFTERSCHOOL

**75%**

of families are quite or extremely likely to send their child to an in-person, after-school program in the fall.



# Parental Concerns on Health, Academics & Social-Emotional Well-being

About

# 30%

of families are quite or extremely concerned about their child's health if in-person school resumes.



# 50%

of families are quite or extremely concerned about their child's social-emotional wellbeing.

# 55%

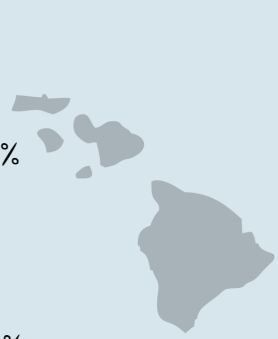
of families are quite or extremely concerned about their child's academics.

## About the Survey



Number of families surveyed in February & March of 2021

Kaua'i.....	3.9%
O'ahu.....	66.3%
Moloka'i.....	0%
Maui.....	7.3%
Lāna'i.....	0.1%
Hawai'i.....	22.4%



### Race/Ethnicity Breakdown

<b>48.7%</b> White or Caucasian	<b>3.4%</b> Black/African American
<b>32.7%</b> Japanese	<b>2.9%</b> Samoan
<b>29.4%</b> Native Hawaiian	<b>1.3%</b> Unknown
<b>26.5%</b> Filipino	<b>1.0%</b> Asian Indian
<b>19.9%</b> Chinese	<b>0.8%</b> Guamanian/Chamorro
<b>10.0%</b> Other	<b>0.4%</b> Tongan
<b>5.4%</b> Korean	<b>0.1%</b> Mashallese
<b>4.2%</b> American Indian/Alaska Native	

### Respondents' Children by Age Group

0-2 years (infant and toddlers).....	107
3-5 years (preschool).....	214
6-12 years (elementary school).....	736
13-14 years (middle school).....	122
15-18 (high school).....	89



Hawaii's Children's Action Network  
850 Richards St, Suite 201  
Honolulu, HI 96813  
[www.hawaii-can.org](http://www.hawaii-can.org)



Hawaii's Afterschool Alliance  
1776 University Avenue, WAH02  
Honolulu, HI 96822  
[www.hawaiiafterschoolalliance.org](http://www.hawaiiafterschoolalliance.org)